

Agilent Technologies Measuring Receiver


8902A

Operation/Calibration and Service Manual Addendum


Agilent Part Number: 08902-90096

Print Date: September 2001

© Copyright Agilent Technologies, Inc. 2001



Agilent Technologies



Agilent Technologies

8902A Manual Changes

Changes for the Operation and Calibration Manual

Replace the title page of the Operation Calibration Manual with the new title page.

Changes for the Service Manual

Replace the title page of the Service Manual with the new title page.

Changes for the Service Manual Section 8

Replace the A13 schematic and component locator found on Service Sheet 24 with the 08901-60325 schematic and component locator.

Replace the A10 schematic and component locator found on Service Sheet 32 with the 08901-60311 schematic and component locator.

Disregard the A14 board found on Service Sheet 28 it is no longer used. All of the function of the A14 board are included on the 08901-60325, A13 board.

Changes for the Service Manual Replaceable Parts, Section 6

Change the part number of MP14 to 08902-00067 for both the standard and option 001.

Replace the A10 replaceable parts list with the 08901-60311 replaceable parts list for the A10 board.

Replace the A13 replaceable parts list with the 08901-60325 replaceable parts list for the A13 board.

Delete the A14 replaceable parts list.

Agilent Technologies Measuring Receiver

8902A

Operation/Calibration Manual

Serial Numbers


This manual provides complete information for instruments with serial-number prefixes:
3920A and above and all MAJOR changes that apply to your instrument.

rev. SEPT01


Agilent Part Number: 08902-90029

Print Date: September 2001

© Copyright Agilent Technologies, Inc. 2001



Agilent Technologies



Agilent Technologies

Agilent Technologies Measuring Receiver

8902A

Service Manual

Serial Numbers


This manual provides complete information for instruments with serial-number prefixes:
3920A and above and all MAJOR changes that apply to your instrument.

rev. SEPT01


Agilent Part Number: 08902-90031

Print Date: September 2001

© Copyright Agilent Technologies, Inc. 2001



Agilent Technologies



Agilent Technologies

Replaceable Parts List

Table 1. Board Part Number 08901-60325, A13

Item	Description	Part Number
C22	1 C_CER_150P_100V	0160-4814
C21	C_CER_.22U_50V	0160-5098
C3, C30	C_CHP_0.1U_50V	0160-6222
C2,C4	C_CHP_.022U_50V	0160-6728
C6,C10,C12,C14,C15,C16,C23C24,C25,C26,	C_CHP_.01U_50V	0160-6736
C13,C27,C28,C29,C5,C7	C_TA_2.2U_20V	0180-0197
C18	C_TA_1U_35V	0180-3751
C1	C_TA_33U_10V	0180-3755
C17	C_TA_4.7U_50V	0180-4274
R19	R_3K_.1%.12W	0698-6348
R13,R15,R16	R_2K_.1%.12W	0698-6624
R14	R_1M_1%1206	0699-1327
R7	R_3.16K_1%1206	0699-1380
R23	R_6.81K_1%1206	0699-1387
R17,R18,R27,R30,R32,R33,R34 R35,R36	R_10K_1%1206	0699-1391
R6	R_14.7K_1%1206	0699-1394
R26	R_16.2K_1%1206	0699-1395
R25	R_38.30K_1%1206	0699-1405
R24	R_46.40K_1%1206	0699-1407
R21	R_56.20K_1%1206	0699-1409
R41	R_100_1%1206	0699-1415
R1,R2	R_316.0_1%1206	0699-1427
R10,R28	R_619.0_1%1206	0699-1434
R22	R_825.0_1%1206	0699-1437
R11	R_215.00K_1%1206	0699-1445
R37,R38,R39,R40	R_0_1206	0699-1503
MP1	BD_BLK_CONTROLLER	08901-20325

Replaceable Parts List

Table 1. Board Part Number 08901-60325, A13

Item	Description	Part Number
U14	PRGMD_1818-4778	08901-80129
XS1	SKT_RTANG14_CONT	1200-0485
XU14	SKT_PLCC_32CONT	1200-1593
TP17,TP18	CONN-SGL_CONT	1251-0600
J2	CONN_PST_HDR_3	1251-4670
J1	CONN_POST_HDR_20	1251-5649
J16	CONN_POST_HDR_15	1251-5730
W2	JMPR_CONN_1_PR	1258-0209
BT1	BTRY_3.0V_1.2AH	1420-0338
MP5,MP6	PIN_GRV_.062DIA	1480-0116
R8	N-R_SPEC_10_PINS	1810-0136
R3	N-R_10K_8_PINS	1810-0206
R31	N-R_10K_X15_2%	1810-1064
U1	IC_SRAM_32KX8	1818-4218
U7	IC_F38_P4_NANDOC	1820-4861
U4	IC_74F14_P8_INV	1820-5566
U12,U15	IC_74ABT244_SOLO	1820-7796
U9	GATE_ARRAY	1821-1177
U6	IC_78L12_P1_P12V	1826-0275
U3	IC_339_S4COMPT	1826-1528
Q1	XSTR_PNP_SI	1853-0318
Q3	XSTR_PNP_SI	1853-0569
CR1	DIODE_400V_750MA	1901-0159
CR8	D_SCH_70V_35	1901-0518
CR4,CR5	D_LL_125V_200MA	1901-0880
CR2,CR3,CR6,CR7	D_SW_75V_200MA	1901-1227
VR1	DZ_6.2_V_5%_.4W	1902-0777
DS1,DS2,DS3,DS4	LED_RED_1.5_MCD	1990-1110
R12	R-VTS_10K10%_1T	2100-2522

Table 1. Board Part Number 08901-60325, A13

Item	Description	Part Number
S1	SW-SL_7-1A	3101-1973
MP3	EXTR_PC_BD_BRN	4040-0749
MP4	EXTR_PC_BD_ORN	4040-0751
U2,U5	LTB_1820-1689	5180-6509
Q2	LTB_1858-0032	5180-6567
MP2	LABEL-INFO	7121-4611

Replaceable Parts List

Table 2. Board Part Number 08901-60311, A10

Item	Description	Part Number
C11	C_CER_220P_100V	0160-4812
C13	C_CER_1000P_100V	0160-4822
C14,15	C_CER_2200P_100V	0160-4830
C2,3	C_CER_4700P_100V	0160-4831
C8	C_CER_.01U_100V	0160-4832
C4,17,19	C_CER_.22U_50V	0160-5098
C6,7,9	C_TA_22U_35V	0180-1794
C16	C_TA_3.3U_50V	0180-3736
C12	C_TA_6.8U_35V	0180-4132
C1,18,20	C_TA_33U_10V	0180-4135
C5	C_TA_10U_20V	0180-4136
11	INS_XSTR_TO-3	0340-0875
	INS_XSTR_TO-220	0340-1209
	SPCR_.500L.128ID	0380-0023
	INSERT_NB_4-40	0590-0526
R37	RF_1.96K_1%.125W	0698-0083
R21-23,38,45,47,57	RF_2.15K_1%.125W	0698-0084
R2,12,14,20	RF_2.61K_1%.125W	0698-0085
R5,6	R_261_1%.12W	0698-3132
R52	RF_14.7K_1%.125W	0698-3156
R42	R_26.1K_1%.12W	0698-3159
R59	RF_31.6K_1%.125W	0698-3160
R27	R_21.5_1%.12W	0698-3430
R41	R_316_1%.12W	0698-3444
R34	R_10_5%_2W	0698-3601
R32	R_150_5%_2W	0698-3624
R50,54	R_4K_1%.12W	0698-5808
R43	RES_5K_.1%.125W	0698-6320

Table 2. Board Part Number 08901-60311, A10

Item	Description	Part Number
R33,46,60	R_1.21K_1%.12W	0757-0274
R8,16,19,58	RF_1K_1%.125W	0757-0280
R7,9,56	R_13.3K_1%.12W	0757-0289
R28,29,35,61,62	RF_100_1%.125W	0757-0401
R44	RF_110_1%.125W	0757-0402
R10,15,18,51	RF_511_1%.125W	0757-0416
R11,13	RF_750_1%.125W	0757-0420
R1,17	RF_5.11K_1%.125W	0757-0438
R31,39,40,55	RF_10K_1%.125W	0757-0442
R36,53	R_12.1K_1%.25W	0757-0444
R25	RF_1.47K_1%.125W	0757-1094
R3	R_.1_5%_2W	0811-3290
R4,48	R_.18_5%_2W	0811-3293
R49	R_.01_1%_2W	0811-3511
	HEAT_SINK_PC	08901-00137
	BD_PWR_SUP_REG	08901-20311
TP1-8	CONN-SGL_CONT	1251-0600
J1	CONN_POST_HDR_12	1251-5635
Q3	X-P_2N2907A_18	1853-0281
Q12	XSTR_PNP_ST_220	1853-0584
Q9,13,14	X-N_2N5551_92	1854-0474
Q5	X-N_2N2222A_18	1854-0477
Q2	X-N_CEN-U45_202	1854-1335
CR21	SCR_2N3669_03	1884-0019
CR19	SCR_SCR1400_05	1884-0073
CR17,18,20	SCR_2N6398_220	1884-0249
CR5,6,10,13,15,16	CR5,6,10,13,15,16	1901-0028
CR1-4,7-9,11,12,14	D_SW_75V.2AD35	1901-1098

Replaceable Parts List

Table 2. Board Part Number 08901-60311, A10

Item	Description	Part Number
VR11,12	DZ_2.4_V_5%_4W	1902-0943
VR8,9	DZ_5.6_V_5%_4W	1902-0952
VR5	DZ_12.0_V_5%_4W	1902-0960
VR2	DZ_27.0_V_5%_4W	1902-0968
VR1,VR13	DZ6.2V_5%_25W	1902-1696
VR6	DZ_12.1_V_5%_4W	1902-3182
VR3,4	DZ_16.2_V_2%_4W	1902-3214
VR10	DZ_34.8_V_5%_4W	1902-3301
VR7	DZ_46.4_V_5%_4W	1902-3333
DS1-5	LED_GRN_800_UCD	1990-0485
R63	R-VTS_5K10%_1T	2100-3207
R24	R-VTS_200_10%_1T	2100-3350
F2	FUSE_8A_250V_F	2110-0036
F1,3,4	FUSE_2.5A_250V_F	2110-0083
	FUHLR_CL15A_250V	2110-0643
	WSHR_LK_.141ID_6	2190-0007
	SM_440_.312PNPD	2200-0105
	SM_440_.750PNPD	2200-0115
	SM_632_.188PNPD	2360-0191
	BRACKET-ANGLE	5001-0178
U17	LTB_1826-1796	5180-6555
Q10,11	LTB_1858-0008	5180-6563
	LABEL-INFO	7121-4611